





**Delaware Valley White Azalea**  
*Rhododendron 'Delaware Valley White'*

Height: 6 feet

Spread: 6 feet

Sunlight:  

Hardiness Zone: 5b

**Description:**

Dense clusters of snow white blooms, some semi or double, cover this azalea in mid to late spring; a compact rounded shrub with attractive leaves that progress to yellow in the fall; needs highly acidic and organic soil that is well drained

**Ornamental Features**

Delaware Valley White Azalea is covered in stunning clusters of lightly-scented semi-double white trumpet-shaped flowers at the ends of the branches from mid to late spring before the leaves. It has green deciduous foliage. The narrow leaves turn an outstanding yellow in the fall.

**Landscape Attributes**

Delaware Valley White Azalea is an open multi-stemmed deciduous shrub with an upright spreading habit of growth. Its relatively coarse texture can be used to stand it apart from other landscape plants with finer foliage.

This is a relatively low maintenance shrub, and should only be pruned after flowering to avoid removing any of the current season's flowers. It has no significant negative characteristics.

Delaware Valley White Azalea is recommended for the following landscape applications;

- Accent
- Mass Planting
- General Garden Use



*Delaware Valley White Azalea flowers*  
*Photo courtesy of NetPS Plant Finder*




*Delaware Valley White Azalea in bloom*  
*Photo courtesy of NetPS Plant Finder*

### **Planting & Growing**

Delaware Valley White Azalea will grow to be about 6 feet tall at maturity, with a spread of 6 feet. It tends to be a little leggy, with a typical clearance of 1 foot from the ground, and is suitable for planting under power lines. It grows at a slow rate, and under ideal conditions can be expected to live for 40 years or more.

This shrub does best in full sun to partial shade. You may want to keep it away from hot, dry locations that receive direct afternoon sun or which get reflected sunlight, such as against the south side of a white wall. It requires an evenly moist well-drained soil for optimal growth, but will die in standing water. It is very fussy about its soil conditions and must have rich, acidic soils to ensure success, and is subject to chlorosis (yellowing) of the foliage in alkaline soils. It is somewhat tolerant of urban pollution, and will benefit from being planted in a relatively sheltered location. Consider applying a thick mulch around the root zone in winter to protect it in exposed locations or colder microclimates. This particular variety is an interspecific hybrid.



*Delaware Valley White Azalea in  
bloom  
Photo courtesy of NetPS Plant Finder*